

# Section B

## FINISHING PANELS

## IMPORTANT

All the panel prices quoted in the following chapters are inclusive of **Brown Ral colour 8017 inside / outside panel-fixing frames.**

If inside / outside panel-fixing frames are required in different colours, the below-mentioned **extra cost** must be added to the panel price.

### EXTRA COST FOR INSIDE/OUTSIDE PANEL-FIXING FRAMES DIFFERENT FROM STANDARD COLOUR BROWN RAL 8017

RAL COLOUR	SINGLE LEAF	DOUBLE LEAF
RAL AS PER SAMPLE	52,21	105,04
WHITE RAL 9010	31,20	63,03
SILVER GREY RAL 9006	31,20	63,03
BLACK RAL 9005	31,20	63,03
WALNUT COLOUR	31,20	63,03

# FINISHING PANELS

## Chap. 19 - FINISHING PANELS FOR ARCHED DOORS

**NOTE:** If inside/outside panel-fixing frames are required in colours different from the standard Brown Ral 8017, the extra cost quoted on page B-2 of this price list must be added to the panel price.

# POLYMER-VENEERED PANELS FOR OUTSIDE INSTALLATION


## FOR ARCHED DOORS (10 mm)

Application outside, with full exposure to atmospheric agents, is permitted.



Maximum height of arched door: 2400 mm.

### "UNA VOLTA" COLLECTION (1)



(1) All the drawings of "UnaVolta" Collection will be adapted, on the top part, to the chosen radius of curvature.

# POLYMER-VENEERED PANELS FOR OUTSIDE INSTALLATION

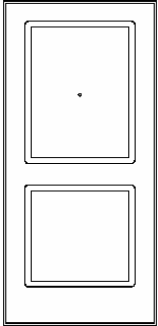
## FOR ARCHED DOORS (10 mm)

Application outside, with full exposure to atmospheric agents, is permitted.

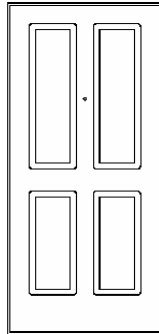


Maximum height of arched door: 2400 mm.

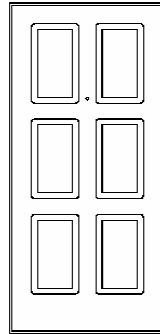
SE



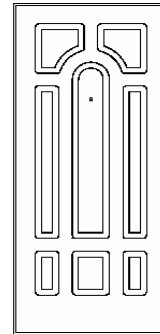
SF



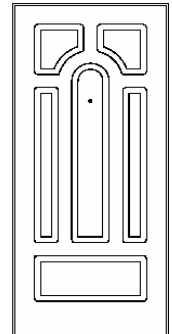
SG



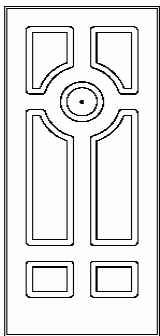
SH



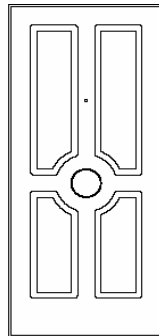
SI



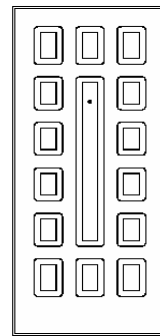
SL



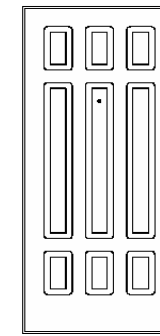
SM



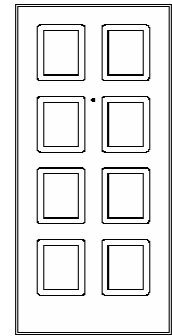
SN



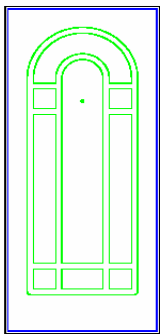
SO



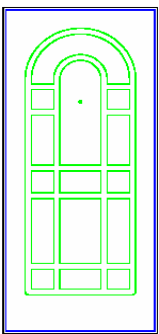
SR



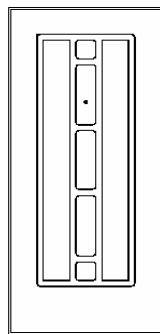
SS



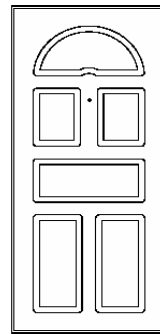
ST



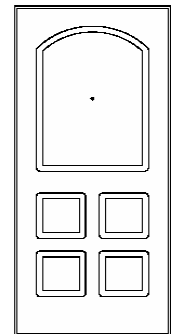
TF



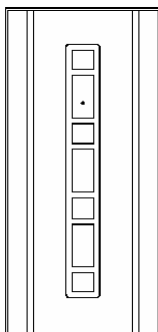
TQ



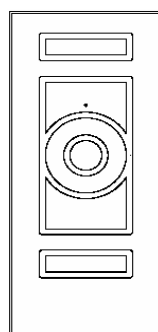
TR



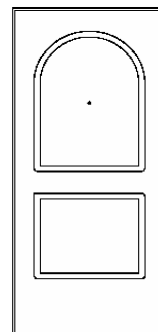
TS



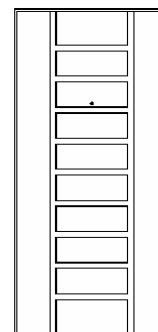
TT



TU



TX



# POLYMER-VENEERED PANELS FOR OUTSIDE INSTALLATION FOR ARCHED DOORS (10 mm)



Application outside, with full exposure to atmospheric agents, is permitted.

## "UNA VOLTA" COLLECTION PRICES

COLOUR	1 LEAF		2 LEAVES	
	OUTSIDE	INSIDE	OUTSIDE	INSIDE
	OUT OF STANDARD	OUT OF STANDARD	OUT OF STANDARD	OUT OF STANDARD
White (code 9152)	1.052,48	1.232,40	1.787,76	2.044,64
Cream White (code 1379)	1.052,48	1.232,40	1.787,76	2.044,64
Steel Blue (code 5150)	1.052,48	1.232,40	1.787,76	2.044,64
Brilliant Blue (code 5007)	1.052,48	1.232,40	1.787,76	2.044,64
Grey (code 7016)	1.052,48	1.232,40	1.787,76	2.044,64
Brown Marron (code 8099)	1.052,48	1.232,40	1.787,76	2.044,64
Golden Oak (code 2178)	1.052,48	1.232,40	1.787,76	2.044,64
Moss Green (code 0445)	1.052,48	1.232,40	1.787,76	2.044,64
Dark Green (code 6125)	1.052,48	1.232,40	1.787,76	2.044,64
Mahogany (code 0446)	1.052,48	1.232,40	1.787,76	2.044,64
Rustic Oak (code 0447)	1.052,48	1.232,40	1.787,76	2.044,64
Dark Red (code 0561)	1.052,48	1.232,40	1.787,76	2.044,64
Dark Blue (code 0511)	1.052,48	1.232,40	1.787,76	2.044,64
Noce Gold (code 0074)	1.052,48	1.232,40	1.787,76	2.044,64
Anthracite	1.052,48	1.232,40	1.787,76	2.044,64
Brown	1.052,48	1.232,40	1.787,76	2.044,64
Ceylon	1.052,48	1.232,40	1.787,76	2.044,64
Choco Brown	1.052,48	1.232,40	1.787,76	2.044,64
Copper	1.052,48	1.232,40	1.787,76	2.044,64
Flemish Gold	1.052,48	1.232,40	1.787,76	2.044,64
Grey	1.052,48	1.232,40	1.787,76	2.044,64
Siena PN	1.052,48	1.232,40	1.787,76	2.044,64
Siena PR	1.052,48	1.232,40	1.787,76	2.044,64
Winchester XA	1.052,48	1.232,40	1.787,76	2.044,64
Avellino	1.094,08	1.274,00	1.829,36	2.086,24
Kolonial	1.094,08	1.274,00	1.829,36	2.086,24
Metallic Wood Mocca	1.094,08	1.274,00	1.829,36	2.086,24
Metbrush Schoko	1.094,08	1.274,00	1.829,36	2.086,24
Pastellgruen	1.094,08	1.274,00	1.829,36	2.086,24
Sheffield Oak Light	1.094,08	1.274,00	1.829,36	2.086,24

# POLYMER-VENEERED PANELS FOR INSIDE INSTALLATION


## FOR ARCHED DOORS (10 mm)



Application is permitted only inside, in positions protected from atmospheric agents.

Maximum height of arched door: 2400 mm.

### COLLEZIONE "UNA VOLTA" (1)



(1) All the drawings of "UnaVolta" Collection will be adapted, on the top part, to the chosen radius of curvature.


# POLYMER-VENEERED PANELS FOR INSIDE INSTALLATION

## FOR ARCHED DOORS (10 mm)



Application is permitted only inside, in positions protected from atmospheric agents.

Maximum height of arched door: 2400 mm.





# POLYMER-VENEERED PANELS FOR INSIDE INSTALLATION

## FOR ARCHED DOORS (10 mm)

*Application is permitted only inside, in positions protected from atmospheric agents.*



### "UNA VOLTA" COLLECTION PRICES

COLOUR	1LEAF	
	OUTSIDE	INSIDE
	OUT OF STANDARD	OUT OF STANDARD
Mahogany (code 0031)	901,68	1.083,68
Light Walnut (code 0041)	901,68	1.083,68
Medium Walnut (code 0042)	901,68	1.083,68
Dark Walnut (code 0051)	901,68	1.083,68
Natural Pine (code 0061)	901,68	1.083,68
Oak (code 0071)	901,68	1.083,68
White Ral (code 9010)	901,68	1.083,68
Brown Ral (code 8017)	901,68	1.083,68
Aluminium (code F006)	901,68	1.083,68
Mais Yellow (code F086)	901,68	1.083,68
Cromo Yellow (code C182)	901,68	1.083,68
Corde Grey (code D096)*	901,68	1.083,68
Moka (code C170)	901,68	1.083,68
Magnolia (code G012)	901,68	1.083,68
Smooth brushed gun	901,68	1.083,68
Smooth brushed silver	901,68	1.083,68

COLOUR	2 LEAVES	
	OUTSIDE	INSIDE
	OUT OF STANDARD	OUT OF STANDARD
Mahogany (code 0031)	1.535,04	1.791,92
Light Walnut (code 0041)	1.535,04	1.791,92
Medium Walnut (code 0042)	1.535,04	1.791,92
Dark Walnut (code 0051)	1.535,04	1.791,92
Natural Pine (code 0061)	1.535,04	1.791,92
Oak (code 0071)	1.535,04	1.791,92
White Ral (code 9010)	1.535,04	1.791,92
Brown Ral (code 8017)	1.535,04	1.791,92
Aluminium (code F006)	1.535,04	1.791,92
Mais Yellow (code F086)	1.535,04	1.791,92
Cromo Yellow (code C182)	1.535,04	1.791,92
Corde Grey (code D096)*	1.535,04	1.791,92
Moka (code C170)	1.535,04	1.791,92
Magnolia (code G012)	1.535,04	1.791,92
Smooth brushed gun	1.535,04	1.791,92
Smooth brushed silver	1.535,04	1.791,92

\* While stocks last.


# DI.BI. ALUMINIUM PANELS FOR ARCHED DOORS (10 mm)

Application outside, with full exposure to atmospheric agents, is permitted.



Maximum height of arched door: 2400 mm.

## "UNA VOLTA" COLLECTION (1)



(1) All the drawings of "UnaVolta" Collection will be adapted, on the top part, to the chosen radius of curvature.

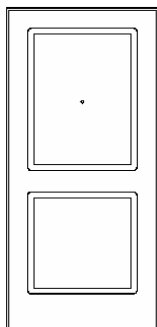
# DI.BI. ALUMINIUM PANELS FOR ARCHED DOORS (10 mm)

Application outside, with full exposure to atmospheric agents, is permitted.




Maximum height of arched door: 2400 mm.

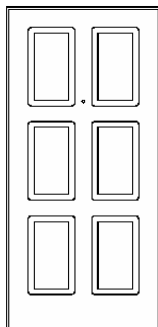
SE



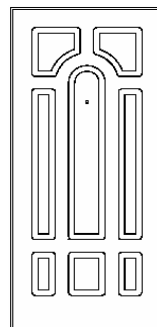
SF



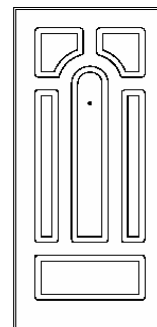
SG



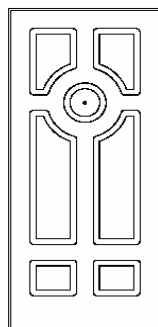
SH



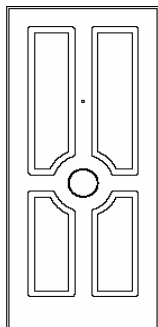
SI



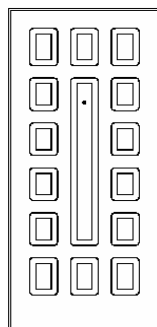
SL



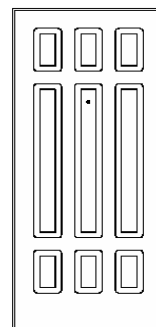
SM



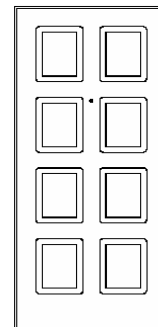
SN



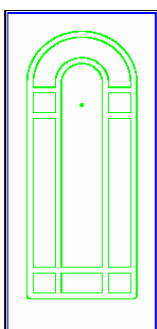
SO



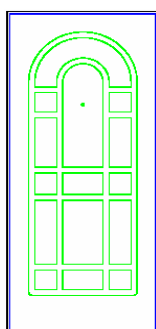
SR



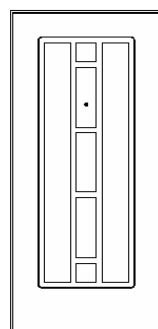
SS



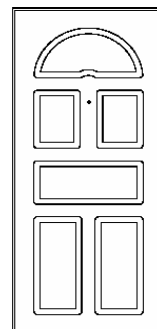
ST



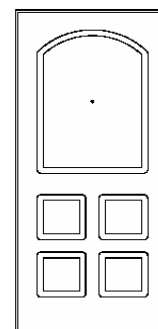
TF



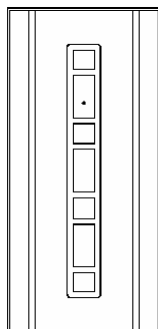
TQ



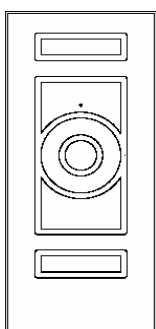
TR



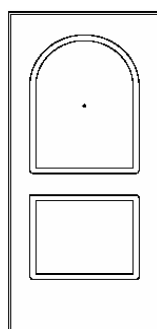
TS



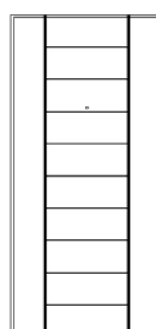
TT



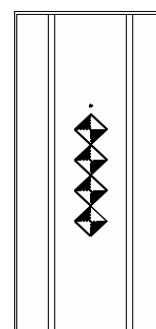
TU



TX



TZ



# DI.BI. ALUMINIUM PANELS FOR ARCHED DOORS (10 mm)

Application outside, with full exposure to atmospheric agents, is permitted.



## "UNA VOLTA" COLLECTION PRICES

	1 LEAF	2 LEAVES
	OUTSIDE	OUTSIDE
<b>Painting Matt RAL</b>	OUT OF STANDARD*	OUT OF STANDARD*
Ivory (code 1013)	1.424,80	2.422,15
White (code 9010)	1.424,80	2.422,15
Green (code 6005)	1.424,80	2.422,15
Green (code 6009)	1.424,80	2.422,15
Brown (code 8017)	1.424,80	2.422,15
Grey (code 7001)	1.424,80	2.422,15
Red (code 3003)	1.424,80	2.422,15
Blue (code 5010)	1.424,80	2.422,15
Ral as per sample (code RAL)	2.043,14	3.473,34
<b>Painting Marbled finishing</b>	OUT OF STANDARD*	OUT OF STANDARD*
Marbled Green (code V553)	1.424,80	2.422,15
Marbled Brown (code M543)	1.424,80	2.422,15
Marbled Red (code R563)	1.424,80	2.422,15
Grinz Green (code V554)	1.424,80	2.422,15
Grinz Brown (code V544)	1.424,80	2.422,15
Rough Green (code V555)	1.424,80	2.422,15
<b>Painting Wooden finishing</b>	OUT OF STANDARD*	OUT OF STANDARD*
Tanganyika 04 (code T04)	1.935,17	3.289,79
Tanganyika 05 (code T05)	1.935,17	3.289,79
Tanganyika 06 (code T06)	1.935,17	3.289,79
Italian Walnut (code NON)	1.935,17	3.289,79
Natural Oak (code RON)	1.935,17	3.289,79
Cherry (code CIL)	1.935,17	3.289,79
Mahogany (code MOG)	1.935,17	3.289,79
Optional wooden finishings (code LEG) as per DI.BI. Catalogue of finishing and panelling materials.	2.846,92	4.839,76

\*Maximum dimension of panel: 1000 x 2400 mm


# OKUME WOOD PANELS FOR ARCHED DOORS (14 mm)

Outside application is permitted but in positions well protected from direct sunlight.



Maximum height of arched door: 2600 mm.

## "UNA VOLTA" COLLECTION (1)



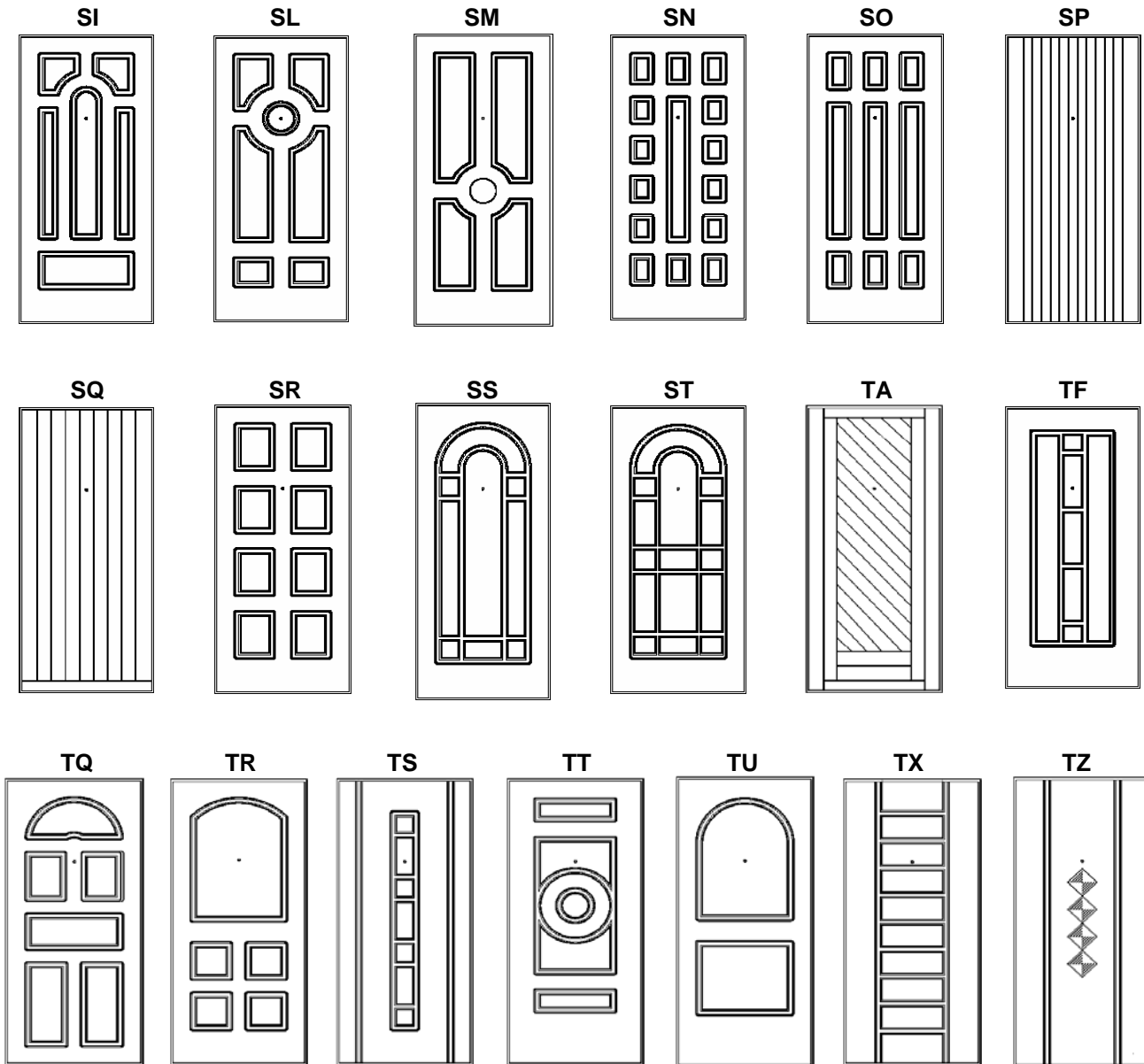
(1) All the drawings of "UnaVolta" Collection will be adapted, on the top part, to the chosen radius of curvature.

# OKUME WOOD PANELS FOR ARCHED DOORS (14 mm)

Outside application is permitted but in positions well protected from direct sunlight.



Maximum height of arched door: 2600 mm.



COLOUR	1 LEAF		2 LEAVES	
	OUTSIDE	INSIDE	OUTSIDE	INSIDE
OUT OF STANDARD	OUT OF STANDARD	OUT OF STANDARD	OUT OF STANDARD	OUT OF STANDARD
<b>Stained (code 0081)</b> 05 Walnut Stained 06 Walnut Stained Cherry Mahogany	<b>1.320,88</b>	<b>1.444,80</b>	<b>1.907,94</b>	<b>2.119,40</b>
<b>Ral 6005 Stained (code 0083)</b>	<b>1.412,61</b>	<b>1.540,90</b>	<b>1.907,94</b>	<b>2.119,40</b>
<b>Ral 6009 Stained (code 0084)</b>	<b>1.412,61</b>	<b>1.540,90</b>	<b>1.907,94</b>	<b>2.119,40</b>

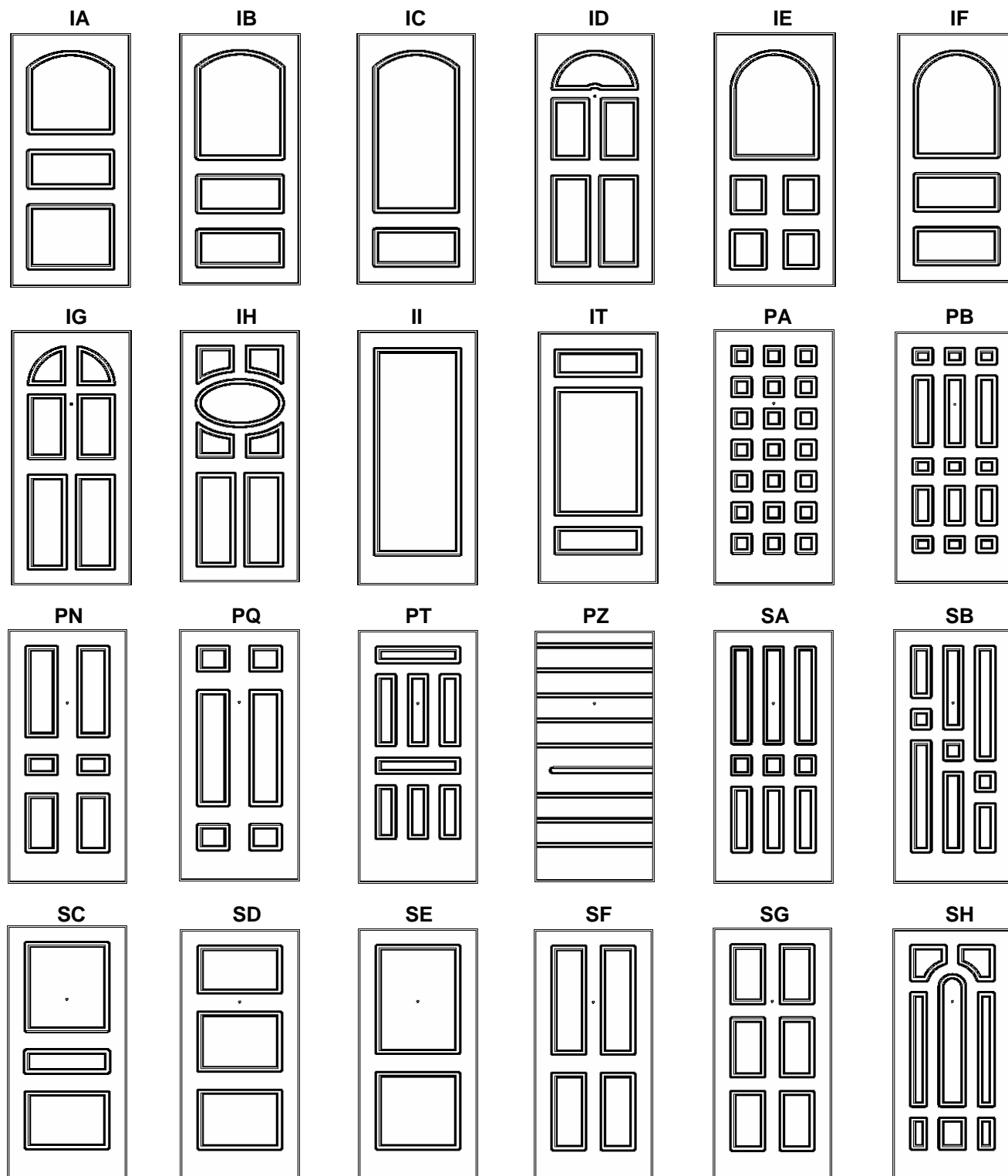
# MULTI-LAYER WOOD PANELS FOR ARCHED DOORS (20mm)

Outside application is permitted but in position well protected from direct sunlight.



Maximum height of arched door: 2600 mm.

## "UNA VOLTA" COLLECTION (1)



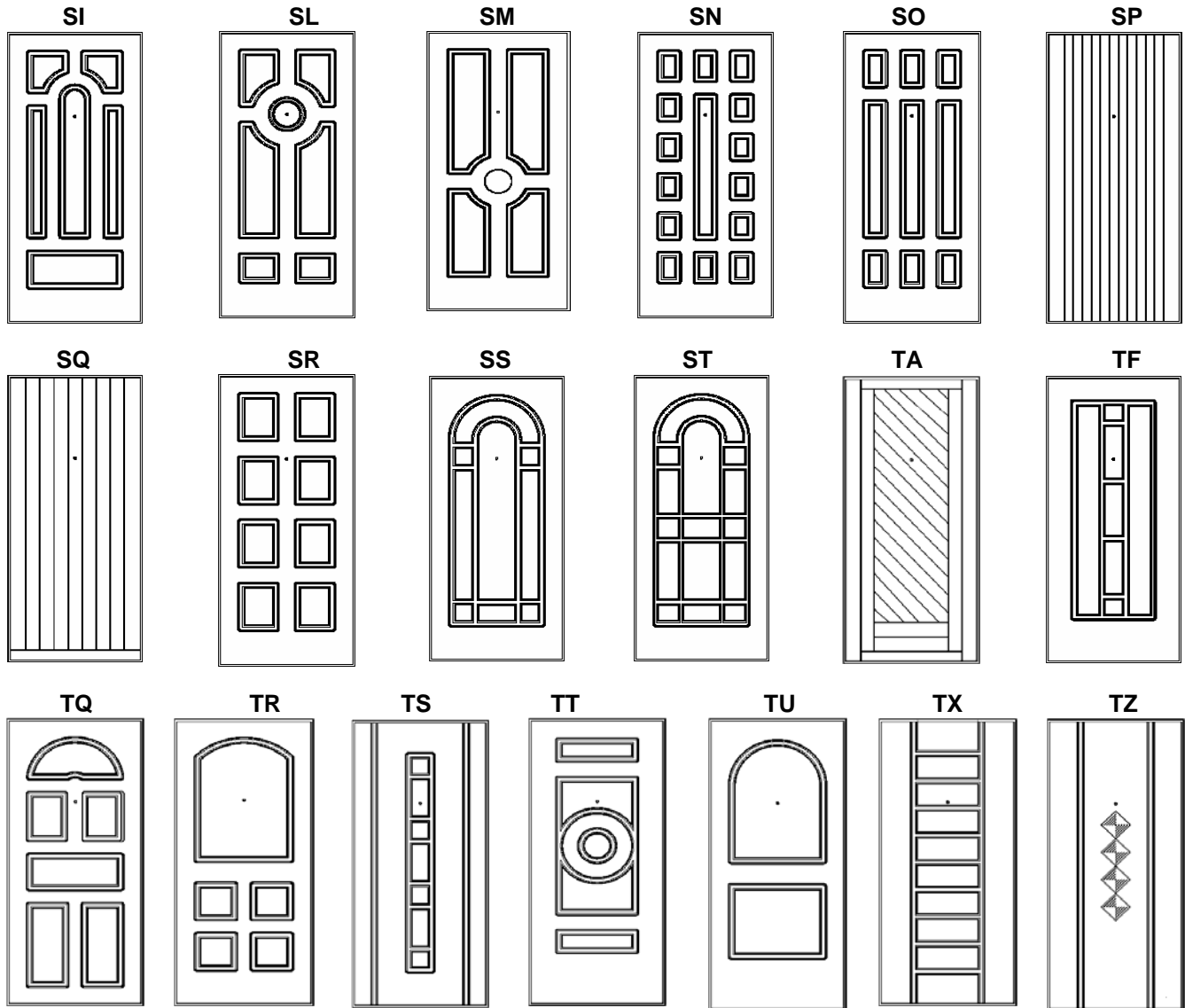
(1) All the drawings of "UnaVolta" Collection will be adapted, on the top part, to the chosen radius of curvature.

# MULTI-LAYER WOOD PANELS FOR ARCHED DOORS (20mm)

Outside application is permitted but in position well protected from direct sunlight.



Maximum height of arched door: 2600 mm.



COLOUR	1 LEAF		2 LEAVES	
	OUTSIDE	INSIDE	OUTSIDE	INSIDE
Tanganyika 04 (code 0011)	OUT OF STANDARD	OUT OF STANDARD	OUT OF STANDARD	OUT OF STANDARD
Tanganyika 05 (code 0012)	1.563,96	1.699,46	2.454,87	2.692,37
Tanganyika 06 (code 0013)	1.563,96	1.699,46	2.454,87	2.692,37
Natural Douglas (code 0021)	1.820,80	1.968,53	2.454,87	2.692,37
Walnut stained Douglas (code 0022)	1.820,80	1.968,53	2.454,87	2.692,37
Mahogany (code 0031)	1.563,96	1.699,46	2.454,87	2.692,37
Two-colour italian Walnut (code 0051)	1.772,64	1.918,08	2.454,87	2.692,37
Natural Pine (code 0061)	1.636,20	1.775,13	2.454,87	2.692,37
Walnut stained Pine (code 0062)	1.636,20	1.775,13	2.454,87	2.692,37
Natural Oak (code 0071)	1.684,36	1.825,58	2.454,87	2.692,37
Walnut stained Oak (code 0072)	1.684,36	1.825,58	2.454,87	2.692,37

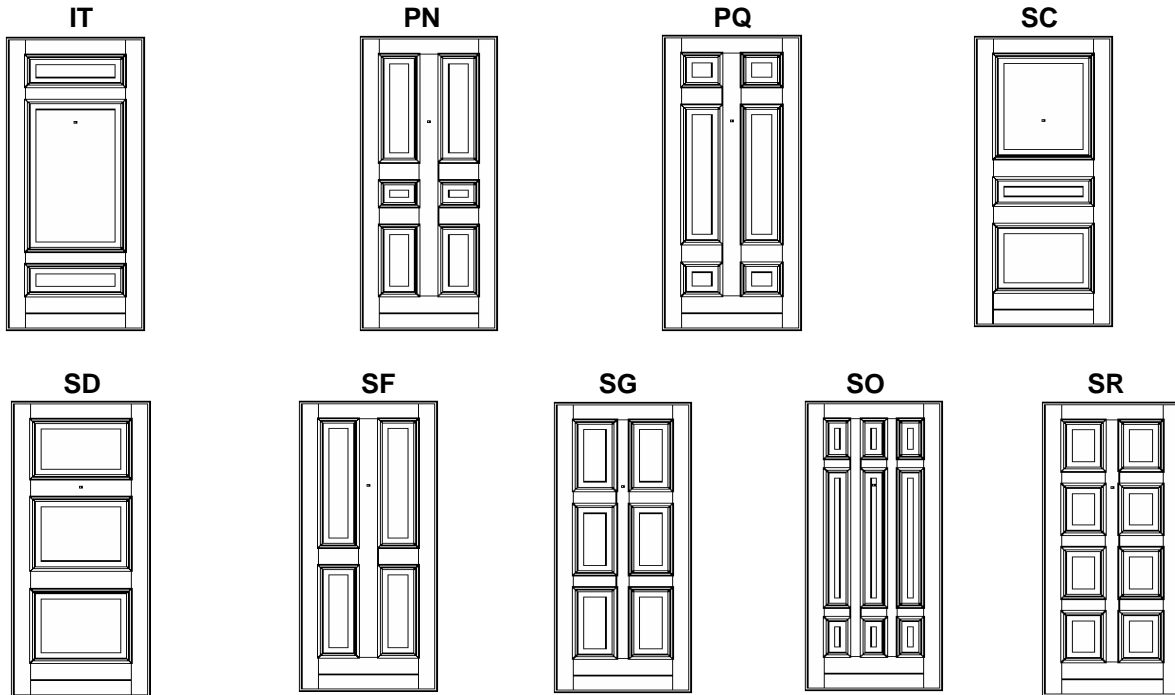


# MULTI-LAYER SOLID WOOD PANELS WITH APPLIED MOULDINGS FOR ARCHED DOORS (20-22 mm)

Outside application is permitted but in position well protected from direct sunlight.



Maximum height of arched door: 2600 mm.



	WITH APPLIED RAISED MOULDINGS			
	1 LEAF		2 LEAVES	
	OUTSIDE	INSIDE	OUTSIDE	INSIDE
COLOUR	EXTRA / OUT OF STD.	EXTRA / OUT OF STD.	EXTRA / OUT OF STD.	EXTRA / OUT OF STD.
Natural Oak (0071)	2.585,86	2.767,11	4.394,21	4.718,31
Stained Oak (0072)	2.647,01	2.831,17	4.501,22	4.830,43
Chestnut (code 0043)	2.786,78	2.977,60	4.745,83	5.086,68
05 Walnut Stain. Okume(0012) 06 Walnut Stained (0013) Cherry Stained (0023) Mahogany Stained (0031)	2.271,36	2.437,64	3.843,84	4.141,74
Lacquered Okume Ral 6005- 6009-5003-6021-3011	2.358,72	2.529,16	3.996,72	4.301,90

	WITH APPLIED PLANE MOULDINGS			
	1 LEAF		2 LEAVES	
	OUTSIDE	INSIDE	OUTSIDE	INSIDE
COLOUR	EXTRA / OUT OF STD.	EXTRA / OUT OF STD.	EXTRA / OUT OF STD.	EXTRA / OUT OF STD.
Natural Oak (0071)	2.550,91	2.730,50	4.333,06	4.654,25
Stained Oak (0072)	2.612,06	2.794,56	4.440,07	4.766,36
Chestnut (code 0043)	2.751,84	2.941,00	4.684,68	5.022,62
05 Walnut Stain. Okume(0012) 06 Walnut Stained (0013) Cherry Stained (0023) Mahogany Stained (0031)	2.236,42	2.401,03	3.782,69	4.077,67
Lacquered Okume Ral 6005- 6009-5003-6021-3011	2.315,04	2.483,40	3.920,28	4.221,82

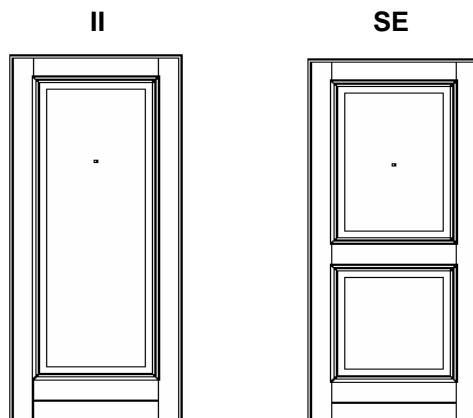
NOTE: All the drawings will be adapted, on the top part, to the chosen radius of curvature.

# MULTI-LAYER SOLID WOOD PANELS WITH APPLIED MOULDINGS FOR ARCHED DOORS (20-22 mm)

Outside application is permitted but in position well protected from direct sunlight.



Maximum height of arched door: 2600 mm.



COLOUR	WITH APPLIED RAISED MOULDINGS			
	1 LEAF		2 LEAVES	
	OUTSIDE	INSIDE	OUTSIDE	INSIDE
	EXTRA / OUT OF STD.	EXTRA / OUT OF STD.	EXTRA / OUT OF STD.	EXTRA / OUT OF STD.
Natural Oak (0071)	2.585,86	2.767,11	4.394,21	4.718,31
Stained Oak (0072)	2.647,01	2.831,17	4.501,22	4.830,43
Chestnut (code 0043)	2.786,78	2.977,60	4.745,83	5.086,68
05 Walnut Stain. Okume(0012)	2.271,36	2.437,64	3.843,84	4.141,74
06 Walnut Stained (0013)				
Cherry Stained (0023)				
Mahogany Stained (0031)				
Lacquered Okume Ral 6005-6009-5003-6021-3011	2.358,72	2.529,16	3.996,72	4.301,90

COLOUR	WITH APPLIED PLANE MOULDINGS			
	1 LEAF		2 LEAVES	
	OUTSIDE	INSIDE	OUTSIDE	INSIDE
	EXTRA / OUT OF STD.	EXTRA / OUT OF STD.	EXTRA / OUT OF STD.	EXTRA / OUT OF STD.
Natural Oak (0071)	2.550,91	2.730,50	4.333,06	4.654,25
Stained Oak (0072)	2.612,06	2.794,56	4.440,07	4.766,36
Chestnut (code 0043)	2.751,84	2.941,00	4.684,68	5.022,62
05 Walnut Stain. Okume(0012)	2.236,42	2.401,03	3.782,69	4.077,67
06 Walnut Stained (0013)				
Cherry Stained (0023)				
Mahogany Stained (0031)				
Lacquered Okume Ral 6005-6009-5003-6021-3011	2.315,04	2.483,40	3.920,28	4.221,82

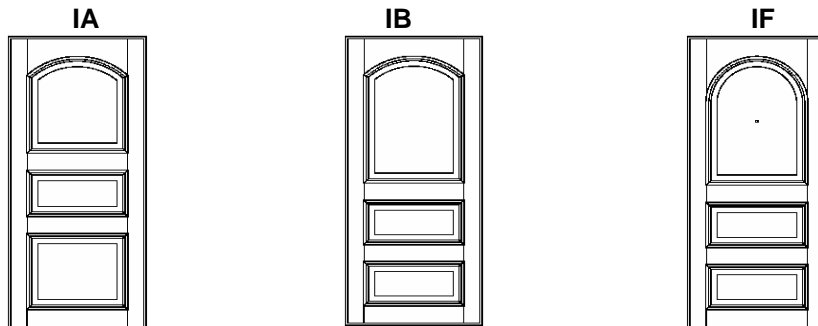
NOTE: All the drawings will be adapted, on the top part, to the chosen radius of curvature.

# MULTI-LAYER SOLID WOOD PANELS WITH APPLIED MOULDINGS FOR ARCHED DOORS (20-22 mm)


Outside application is permitted but in position well protected from direct sunlight.



Maximum height of arched door: 2600 mm.



COLOUR	WITH APPLIED RAISED MOULDINGS			
	1 LEAF		2 LEAVES	
	OUTSIDE	INSIDE	OUTSIDE	INSIDE
	EXTRA / OUT OF STD.	EXTRA / OUT OF STD.	EXTRA / OUT OF STD.	EXTRA / OUT OF STD.
Natural Oak (0071)	3.721,54	3.956,87	6.381,65	6.800,39
Stained Oak (0072)	3.782,69	4.020,93	6.488,66	6.912,51
Chestnut (code 0043)	4.079,71	4.332,10	7.008,46	7.457,05
05 Walnut Stain. Okume(0012) 06 Walnut Stained (0013) Cherry Stained (0023) Mahogany Stained (0031)	3.345,89	3.563,33	5.724,26	6.111,71
Lacquered Okume Ral 6005-6009-5003-6021-3011	3.476,93	3.700,61	5.953,58	6.351,95



COLOUR	WITH APPLIED RAISED MOULDINGS			
	1 LEAF		2 LEAVES	
	OUTSIDE	INSIDE	OUTSIDE	INSIDE
	EXTRA / OUT OF STD.	EXTRA / OUT OF STD.	EXTRA / OUT OF STD.	EXTRA / OUT OF STD.
Natural Oak (0071)	3.249,79	3.462,66	5.556,10	5.935,53
Stained Oak (0072)	3.310,94	3.526,72	5.663,11	6.047,64
Chestnut (code 0043)	3.363,36	3.581,64	5.754,84	6.143,74
05 Walnut Stain. Okume(0012) 06 Walnut Stained (0013) Cherry Stained (0023) Mahogany Stained (0031)	2.856,67	3.050,82	4.868,14	5.214,81
Lacquered Okume Ral 6005-6009-5003-6021-3011	2.961,50	3.160,64	5.051,59	5.407,00


NOTE: All the drawings will be adapted, on the top part, to the chosen radius of curvature.

# MULTI-LAYER SOLID WOOD PANELS WITH APPLIED MOULDINGS FOR ARCHED DOORS (20-22 mm)


Outside application is permitted but in position well protected from direct sunlight.



Maximum height of arched door: 2600 mm.



COLOUR	WITH APPLIED RAISED MOULDINGS			
	1 LEAF		2 LEAVES	
	OUTSIDE	INSIDE	OUTSIDE	INSIDE
	EXTRA / OUT OF STD.	EXTRA / OUT OF STD.	EXTRA / OUT OF STD.	EXTRA / OUT OF STD.
Natural Oak (0071)	4.350,53	4.615,81	7.482,38	7.953,55
Stained Oak (0072)	4.411,68	4.679,88	7.589,40	8.065,66
Chestnut (code 0043)	4.699,97	4.981,89	8.093,90	8.594,19
05 Walnut Stain. Okume(0012)	3.974,88	4.222,28	6.825,00	7.264,86
06 Walnut Stained (0013)				
Cherry Stained (0023)				
Mahogany Stained (0031)				
Lacquered Okume Ral 6005-6009-5003-6021-3011	4.105,92	4.359,56	7.054,32	7.505,10



COLOUR	WITH APPLIED RAISED MOULDINGS			
	1 LEAF		2 LEAVES	
	OUTSIDE	INSIDE	OUTSIDE	INSIDE
	EXTRA / OUT OF STD.	EXTRA / OUT OF STD.	EXTRA / OUT OF STD.	EXTRA / OUT OF STD.
Natural Oak (0071)	5.407,58	5.723,20	9.332,23	9.891,48
Stained Oak (0072)	5.468,74	5.787,27	9.439,25	10.003,59
Chestnut (code 0043)	5.765,76	6.098,44	9.959,04	10.548,14
05 Walnut Stain. Okume(0012)	5.031,94	5.329,67	8.674,85	9.202,79
06 Walnut Stained (0013)				
Cherry Stained (0023)				
Mahogany Stained (0031)				
Lacquered Okume Ral 6005-6009-5003-6021-3011	5.162,98	5.466,95	8.904,17	9.443,03

NOTE: All the drawings will be adapted, on the top part, to the chosen radius of curvature.